

IP 64 variable device mount - Individual.Lens.Optic - direct narrow/wide distribution - visually continuous

Device mounts made of galvanised, profiled sheet steel with zinc coating combined with polyester resin paint guarantees good corrosion protection; tool-free attachment with design-integrated push locks ensure protection against theft and disassembly. Integrated end faces made of plastic with sealing lips and an all-round closed seal to the support rail for a protection type up to IP64. Variable position on the support rail. Housing colour traffic white RAL 9016; Direct narrow/wide-beam light distribution using the Individual.Lens.Optic made of PMMA plastic. The single lens optics has a transparent seal, ensures absolute ease of assembly and are simple to maintain thanks to the easily cleaned surface. The inner rhythm of the 3-row single lens arrangement and the overriding device mount are perfectly in tune to guarantee a homogeneous appearance in the object. Electrical connection by means of a 1m connection cable for variable device mount positioning with a 5-pin, quick-fit plug connector in the light run with free phase pre-selection; With 3h emergency lighting battery; Luminaire status by visible status LED in luminaire (NL-B3); Luminous flux in emergency light mode 888 lm. They are exchangeable, permit modernisation and reliably prolong the service life of the overall system.

## CHARACTERISTICS

Order number	19437007050
EAN number	4020863418572
Commodity code	94051190
Certification mark	IP 64, Protection class I, ENEC10 VDE, F, D, HACCP DIN10500/Food/IFS-application-related suitability/BRC, Indoor, CE
Impact resistance (IK rating)	IK03 (5°C bis 25°C)
Ambient temperatur	ta 5°C to 25°C
Warranty period	5 years
State funding programs	BEG - Federal funding for efficient buildings (valid only for Germany)

## ELECTRICAL ENGINEERING

Controller	Electronic driver 3h emergency lighting (1 pcs.)
System output	53W
Mains voltage	230V/50Hz
Energy efficiency class/light source	C

## LIGHTING TECHNOLOGY

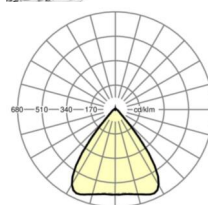
Placement	LED, Colour rendering/Light colour CRI ≥ 80 / 4000K
Colour tolerance (MacAdam)	3SDCM
Photobiological safety (Luminaire)	RG1
Nominal luminous flux	9244lm
Nominal luminous flux-emergency lighting mode	888lm
LED service life	50000h L80/B10 (Tq 25°C)
Luminaire luminous efficiency	176lm/W
Beam angle	80° (C0) / 80° (C90)
UGR lat./long.	19.6 / 19.8

## MECHANICS

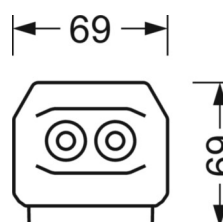
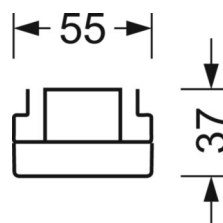
Housing colour	traffic white RAL 9016
Dimensions (LxWxH/DxH)	1531mm x 55mm x 37mm
Weight (net)	2.3kg
Type of installation	Mounting rail system installation, Light structure

## DEEP-LINK

<https://www.regiolux.de/en/article/19437007050>



Reference	LED 9000lm 840
ηLB	100 %
Φ ↓/↑	98 % / 2 %
UGR lat./long.	19.6 / 19.8



## Dimensions

---

L	1531 mm	Length
B	55 mm	Width
H	37 mm	Height

---